




SERVICE BULLETIN

DW

DW

LG Electronics Inc.

SUBJECT: DISHWASHER MAIN PCB SUBSTITUTION PROCEDURE	
APPLICABLE MODELS: LD- 14AW2 /T2 ~ LD-14AW3 / T3 & LD1403W (before 11/2006)	
EFFECTIVE DATE: 10.03.2011	
SERIAL NUMBERS: Up to & including 611KW *****	
REASON: Original main pcb's are no longer available	
Explanation: <ul style="list-style-type: none">• The main pcb's for models LD-14AW2 /T2 , LD-14AW3/ T3 & the LD1403W (up to 11/2006) are all discontinued.• All of these models can be retro fitted with the main PCB : EBR35457002, with the following simultaneous conditions.<ol style="list-style-type: none">1. ALL AFFECTED MODLES: <u>The Display PCB and the WIRING HARNESS must be replaced at the same time.</u>2. LD-14AW2/T2 (only) : Screw mounting locations for old shape pcb be disregarded and simply utilize the aligned holes available.	
<u>PLEASE NOTE:</u> The LD-1403W with Serial Number beginning with 612KW does not apply to this bulletin as it already uses the newer type pcb's and harness.	
<i>New Parts required:</i>	
Main PCB..... EBR35455701	
Display PCB..... EBR35457002	
Main Harness..... 6877DD1003N	
Please also remember, that the old display pcb and old Harness for these applicable models are still available individually if they are required and the Main PCB does not need replacing. This upgrade is only when the old MAIN pcb is required.	